

Bike Security

- LOCK YOUR BIKE THROUGH THE FRONT WHEEL AND THE FRAME TO A FIXED AND SECURE OBJECT!
- LOCK YOUR BIKE IN A WELL LIT AND BUSY AREA
- A U-STYLE LOCK WILL BE THE MOST SECURE LOCK!
- REGISTER YOUR BIKE FOR FREE AT WWW.BIKEINDEX.ORG



Bike Security

- LOCK YOUR BIKE THROUGH THE FRONT WHEEL AND THE FRAME TO A FIXED AND SECURE OBJECT!
- LOCK YOUR BIKE IN A WELL LIT AND BUSY AREA
- A U-STYLE LOCK WILL BE THE MOST SECURE LOCK!
- REGISTER YOUR BIKE FOR FREE AT WWW.BIKEINDEX.ORG



Bike Security

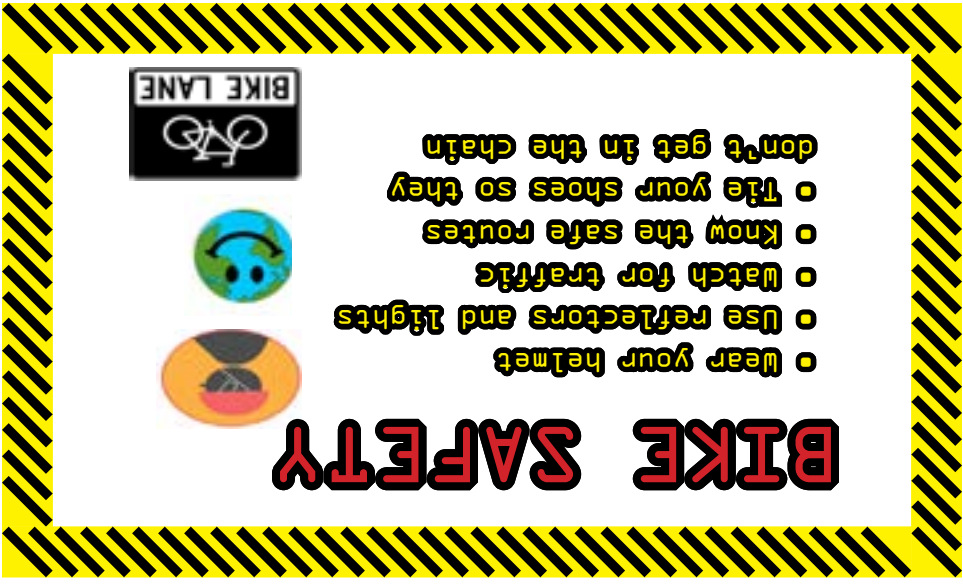
- LOCK YOUR BIKE THROUGH THE FRONT WHEEL AND THE FRAME TO A FIXED AND SECURE OBJECT!
- LOCK YOUR BIKE IN A WELL LIT AND BUSY AREA
- A U-STYLE LOCK WILL BE THE MOST SECURE LOCK!
- REGISTER YOUR BIKE FOR FREE AT WWW.BIKEINDEX.ORG



Bike Security

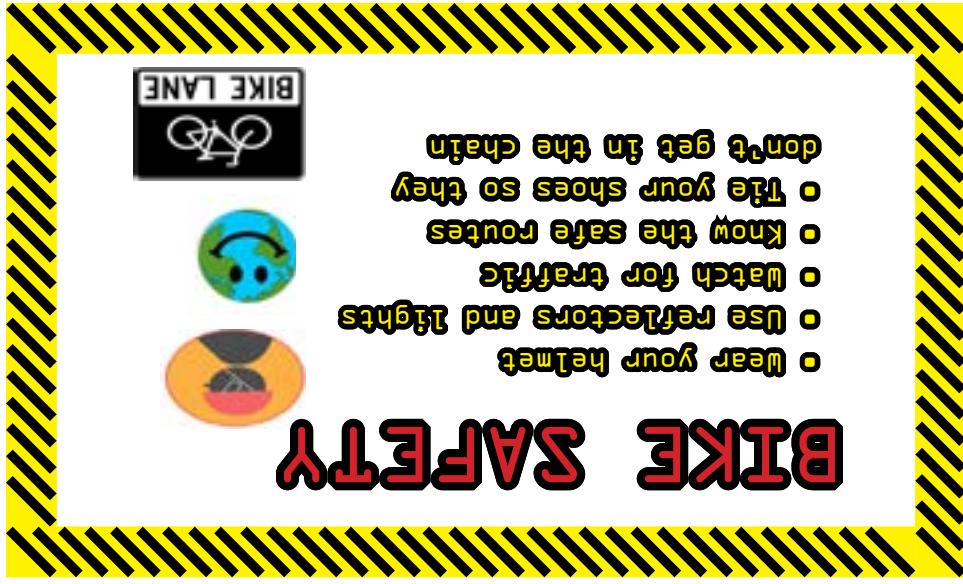



- LOCK YOUR BIKE THROUGH THE FRONT WHEEL AND THE FRAME TO A FIXED AND SECURE OBJECT!
- LOCK YOUR BIKE IN A WELL LIT AND BUSY AREA
- A U-STYLE LOCK WILL BE THE MOST SECURE LOCK!
- REGISTER YOUR BIKE FOR FREE AT WWW.BIKEINDEX.ORG





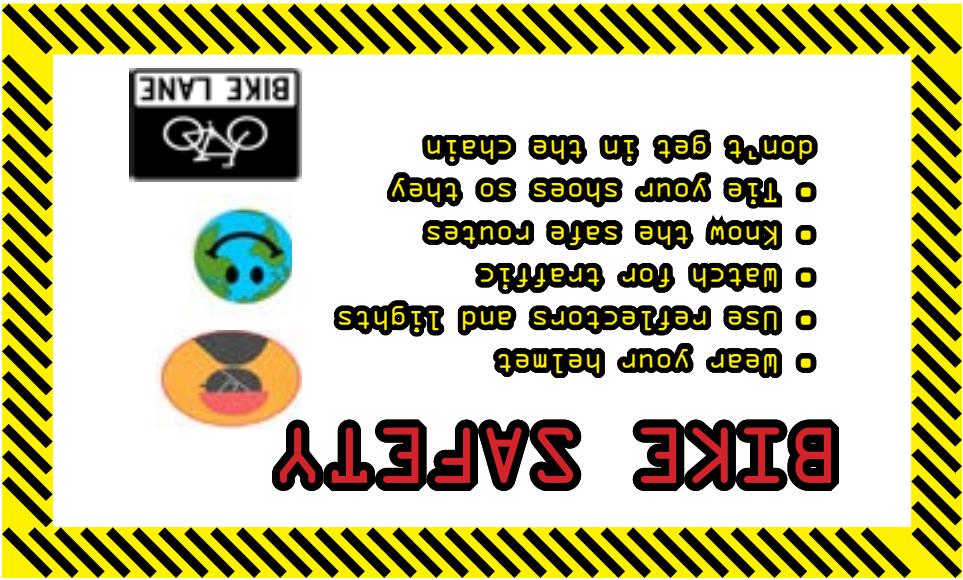



BIKE SAFETY

- Wear your helmet
- Use reflectors and lights
- Watch for traffic
- Know the safe routes
- Tie your shoes so they don't get in the chain



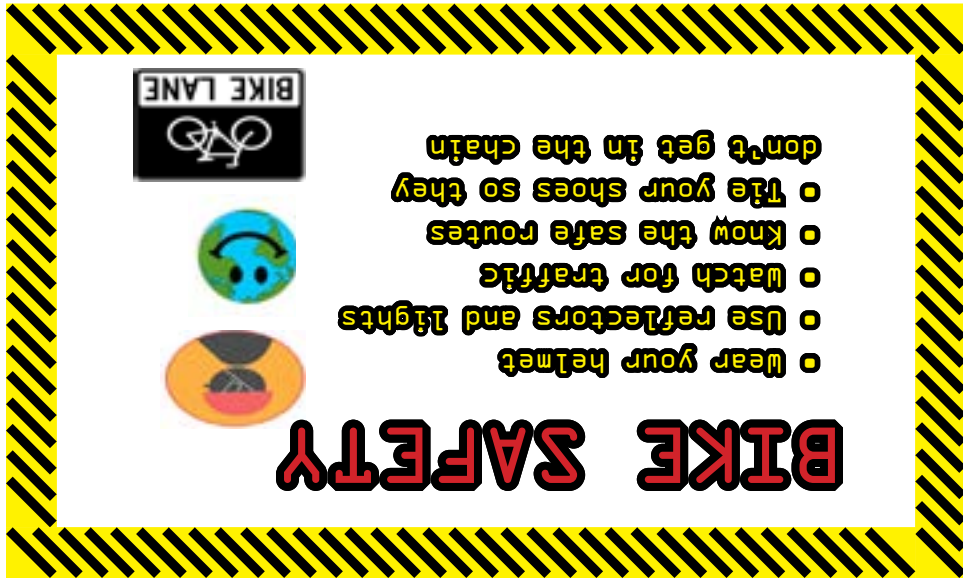



BIKE SAFETY

- Wear your helmet
- Use reflectors and lights
- Watch for traffic
- Know the safe routes
- Tie your shoes so they don't get in the chain



BIKE SAFETY

- Wear your helmet
- Use reflectors and lights
- Watch for traffic
- Know the safe routes
- Tie your shoes so they don't get in the chain



BIKE SAFETY

- Wear your helmet
- Use reflectors and lights
- Watch for traffic
- Know the safe routes
- Tie your shoes so they don't get in the chain

