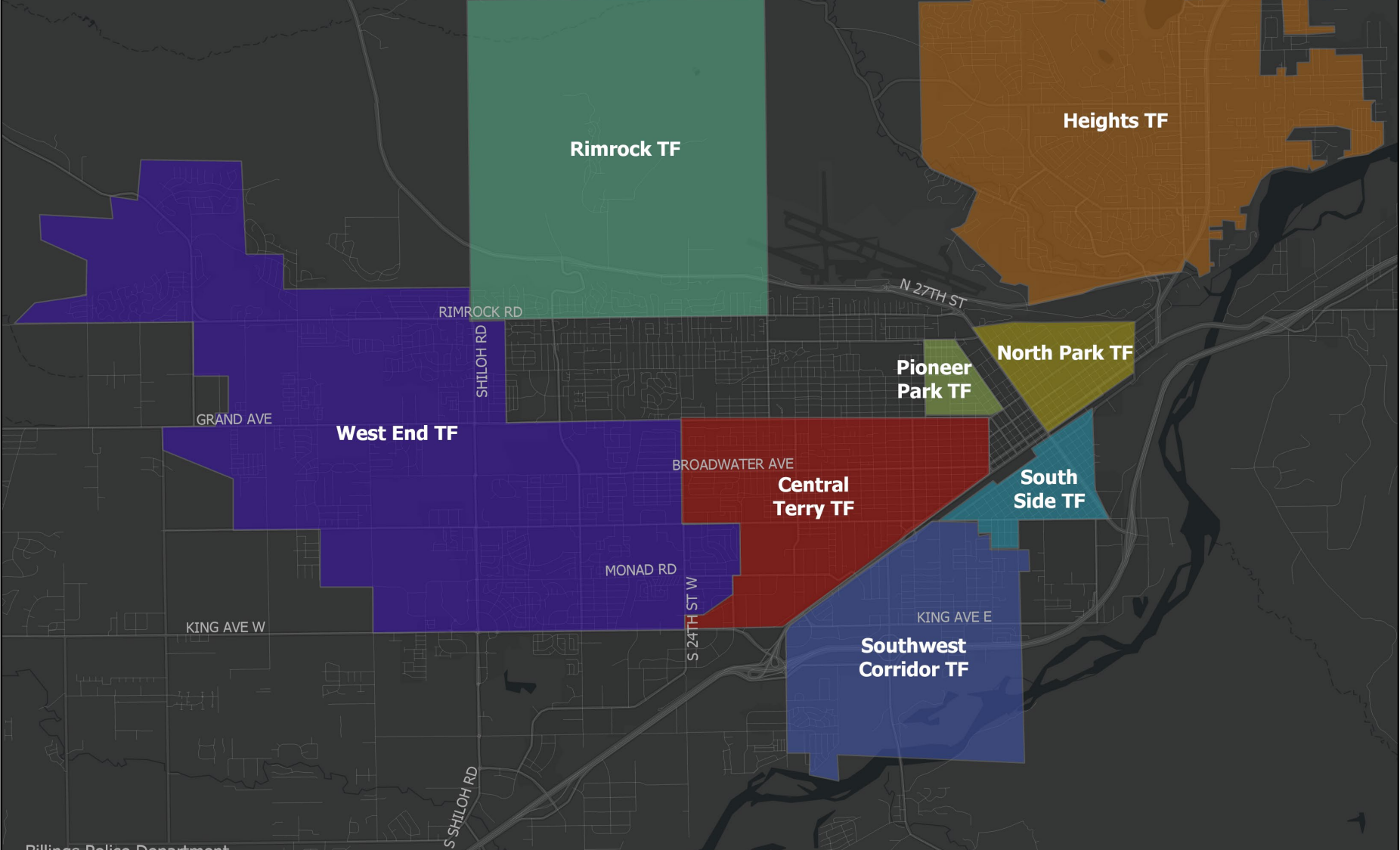


# Billings Police Department Task Force Areas Report: September 2019

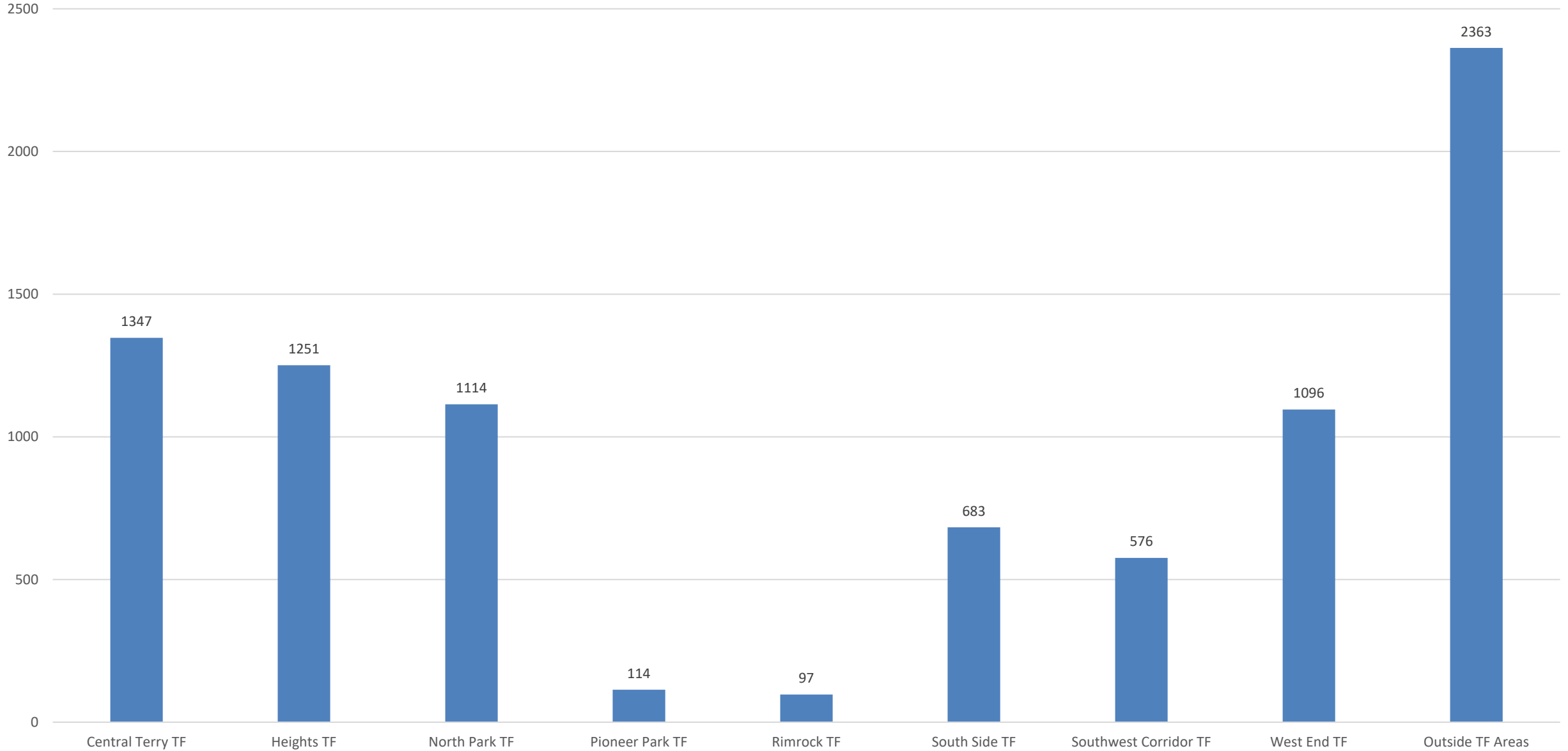
Bobbi Johnson, Crime Analyst

# Neighborhood Task Force Areas

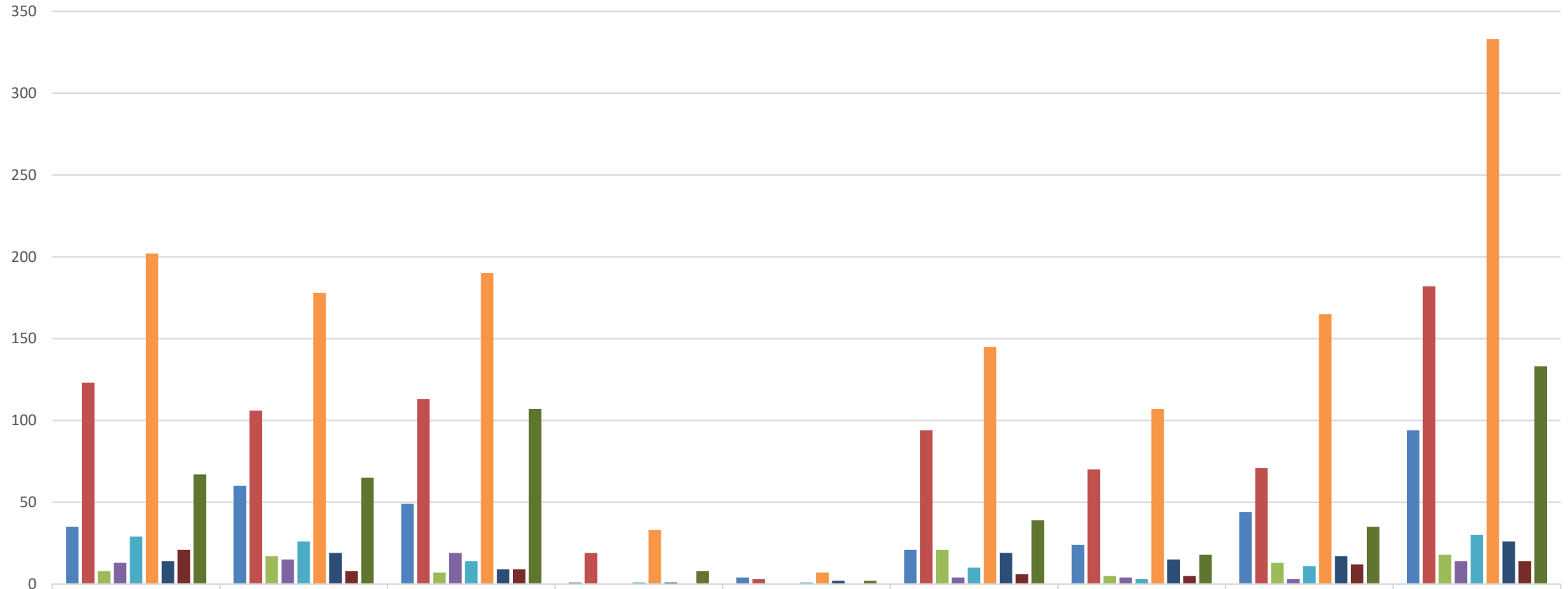


Total CFS July 2019: 9,372  
Total CFS August 2019: 8,641

# Calls for Service: August 2019

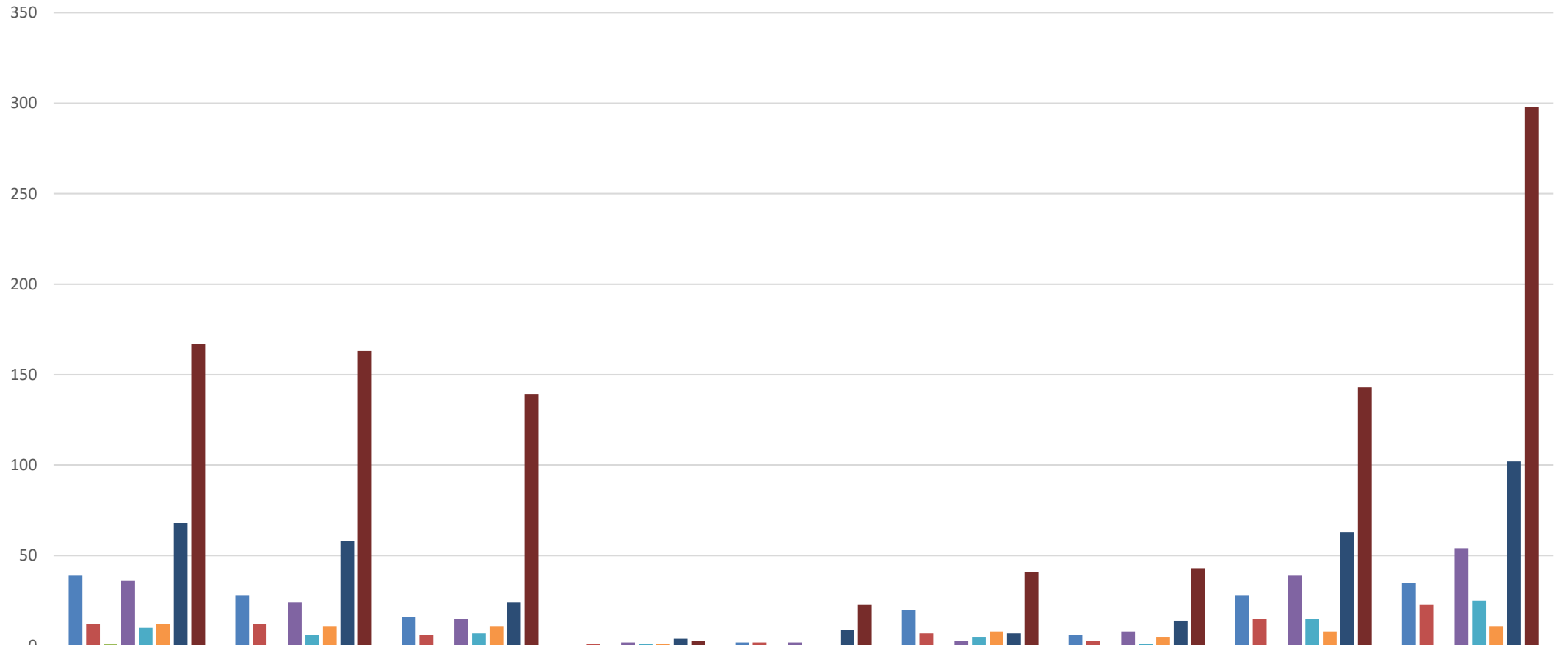


# Calls for Service: August 2019 (Select Categories)



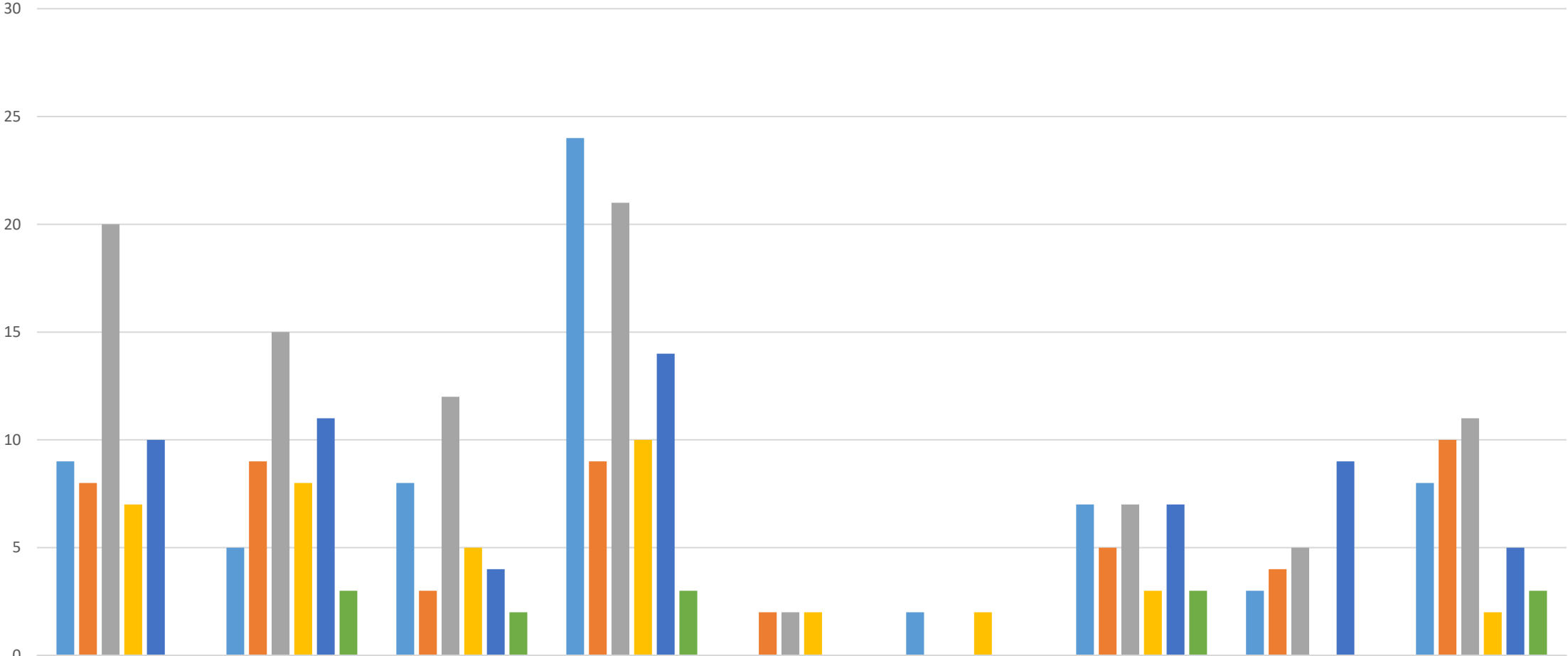
	Central Terry TF	Heights TF	North Park TF	Pioneer Park TF	Rimrock TF	South Side TF	Southwest Corridor TF	West End TF	Outside TF Areas
Area Check	35	60	49	1	4	21	24	44	94
Disturbance	123	106	113	19	3	94	70	71	182
Noise Complaint	8	17	7			21	5	13	18
Sick/Injured Person	13	15	19			4	4	3	14
Suicide Attempts/Threats	29	26	14	1	1	10	3	11	30
Suspicious Activity	202	178	190	33	7	145	107	165	333
Threats/Harassment	14	19	9	1	2	19	15	17	26
Vandalism	21	8	9			6	5	12	14
Welfare Check	67	65	107	8	2	39	18	35	133

# Calls for Service: August 2019 (Traffic-Related)



	Central Terry TF	Heights TF	North Park TF	Pioneer Park TF	Rimrock TF	South Side TF	Southwest Corridor TF	West End TF	Outside TF Areas
Abandoned Vehicle	39	28	16		2	20	6	28	35
Accident Hit and Run	12	12	6	1	2	7	3	15	23
Accident Private Property	1								
Accident Property Damage	36	24	15	2	2	3	8	39	54
Accident w/Injuries	10	6	7	1		5	1	15	25
Parking Complaint	12	11	11	1		8	5	8	11
Traffic Complaint/Investigation	68	58	24	4	9	7	14	63	102
Traffic Stop	167	163	139	3	23	41	43	143	298

# Cases: August 2019



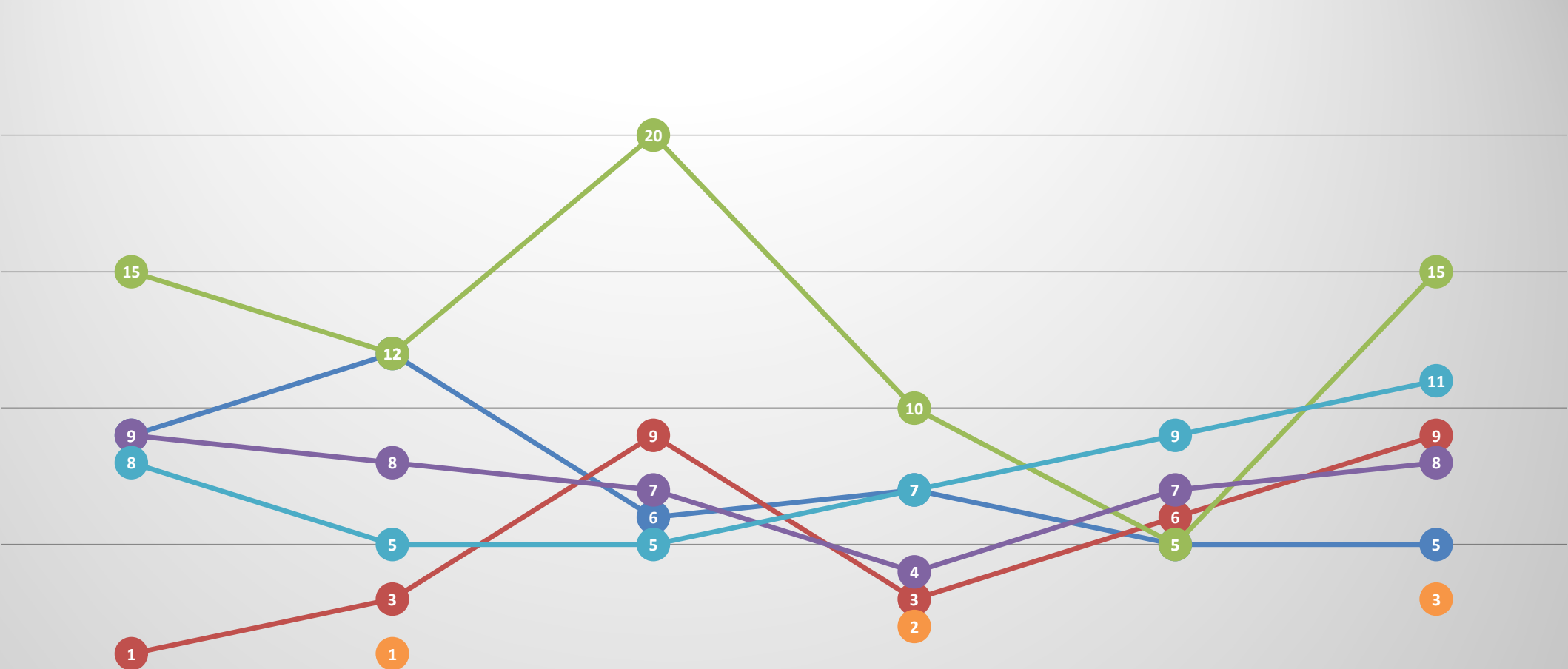
	Central Terry Task Force Area	Heights Task Force Area	North Park Task Force Area	Outside TF Areas	Pioneer Park Task Force Area	Rimrock Task Force Area	South Side Task Force Area	Southwest Corridor Task Force Area	West End Task Force Area
ASSAULT	9	5	8	24		2	7	3	8
BURGLARY, RESIDENCE	8	9	3	9	2		5	4	10
DRUGS	20	15	12	21	2		7	5	11
DUI/AGG DUI	7	8	5	10	2	2	3		2
MV THEFT	10	11	4	14			7	9	5
ROBBERY		3	2	3			3		3

# Central Terry Offenses: Rolling 6-Month Totals



	March 2019	April 2019	May 2019	June 2019	July 2019	August 2019
ASSAULT	9	9	3	9	7	9
BURGLARY, RESIDENCE	7	6	14	8	8	8
DRUGS	13	17	31	7	20	20
DUI/AGG DUI	19	12	7	10	9	7
MV THEFT	5	7	10	6	7	10
ROBBERY	2	4	2		1	

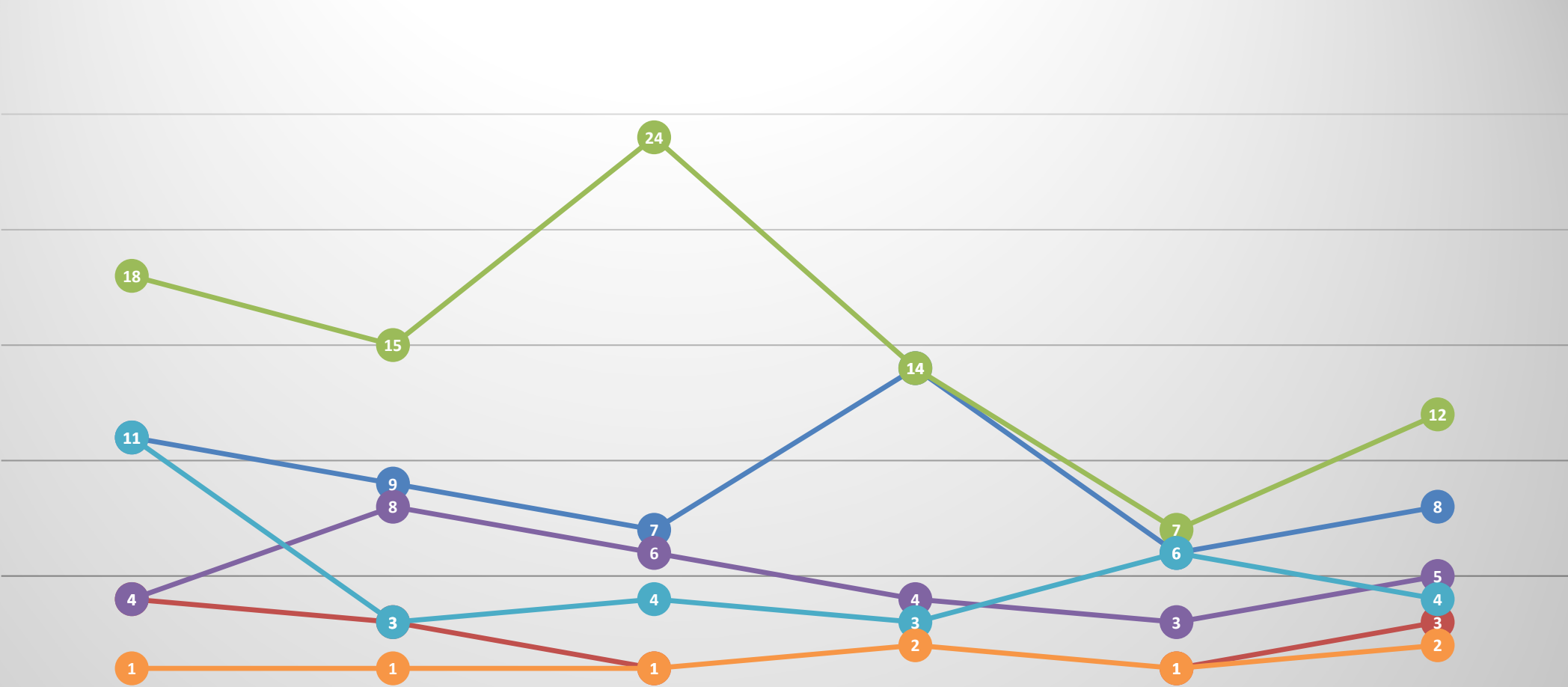
# Heights Offenses: Rolling 6-Month Totals



	March 2019	April 2019	May 2019	June 2019	July 2019	August 2019
ASSAULT	9	12	6	7	5	5
BURGLARY, RESIDENCE	1	3	9	3	6	9
DRUGS	15	12	20	10	5	15
DUI/AGG DUI	9	8	7	4	7	8
MV THEFT	8	5	5	7	9	11
ROBBERY	-	1	-	2	-	3

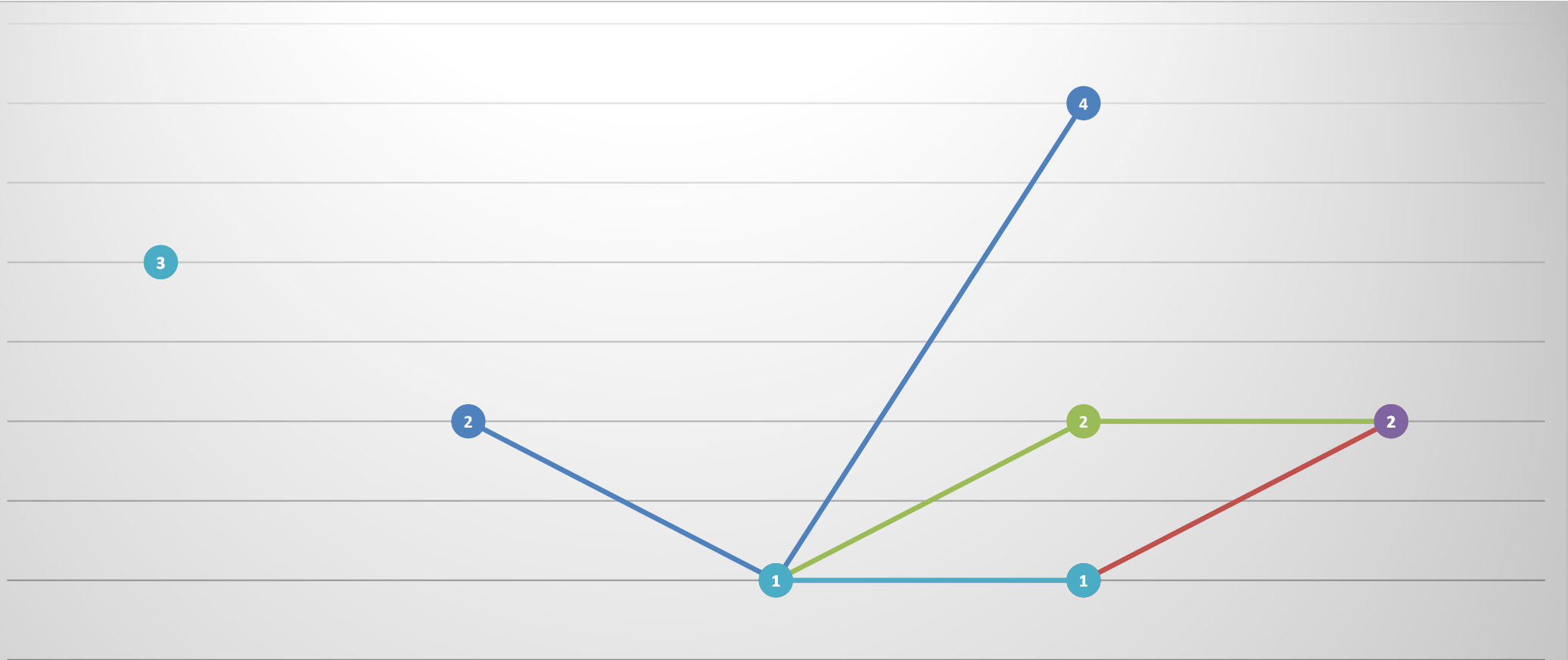


# North Park Offenses: Rolling 6-Month Totals



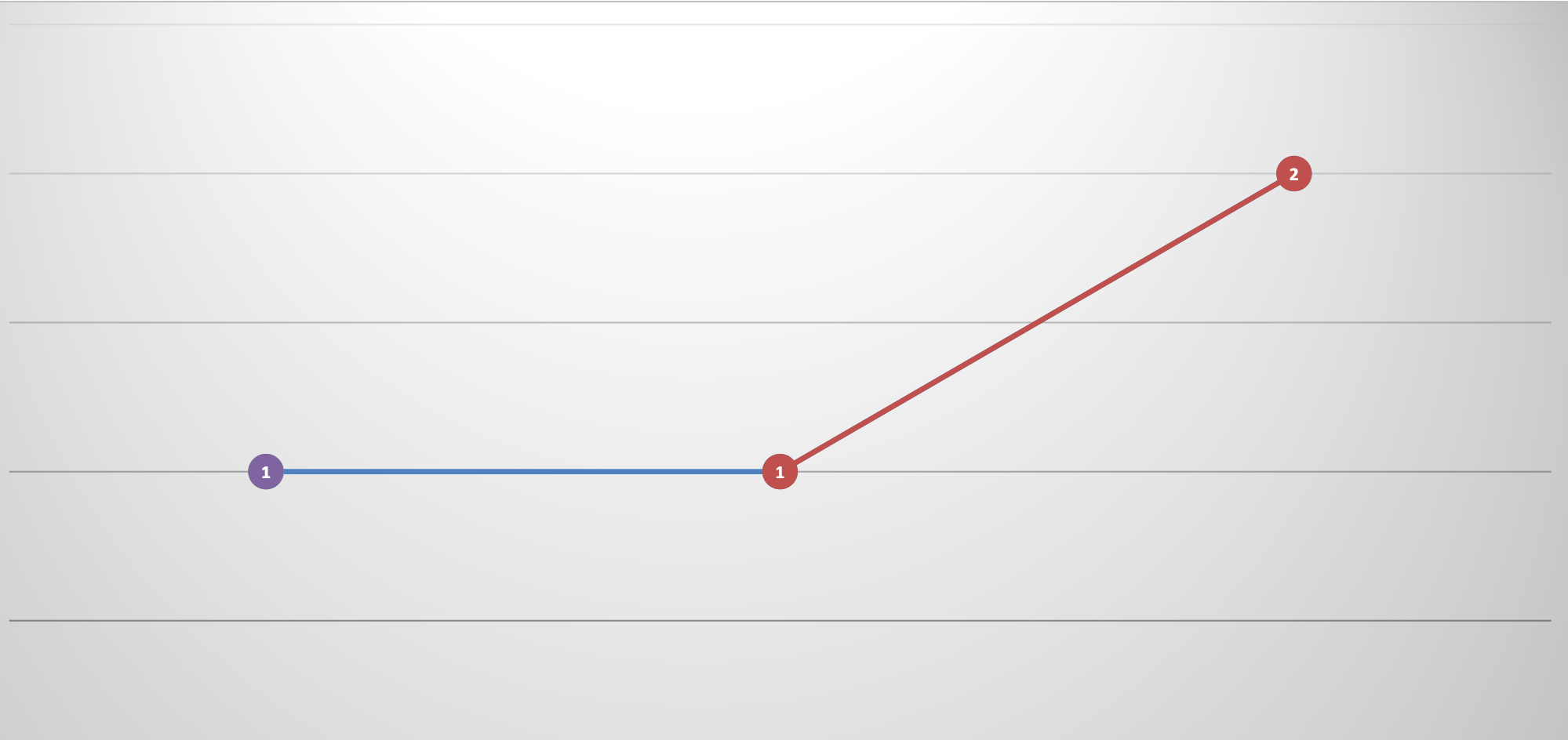
	March 2019	April 2019	May 2019	June 2019	July 2019	August 2019
ASSAULT	11	9	7	14	6	8
BURGLARY, RESIDENCE	4	3	1	3	1	3
DRUGS	18	15	24	14	7	12
DUI/AGG DUI	4	8	6	4	3	5
MV THEFT	11	3	4	3	6	4
ROBBERY	1	1	1	2	1	2

# Pioneer Park Offenses: Rolling 6-Month Totals



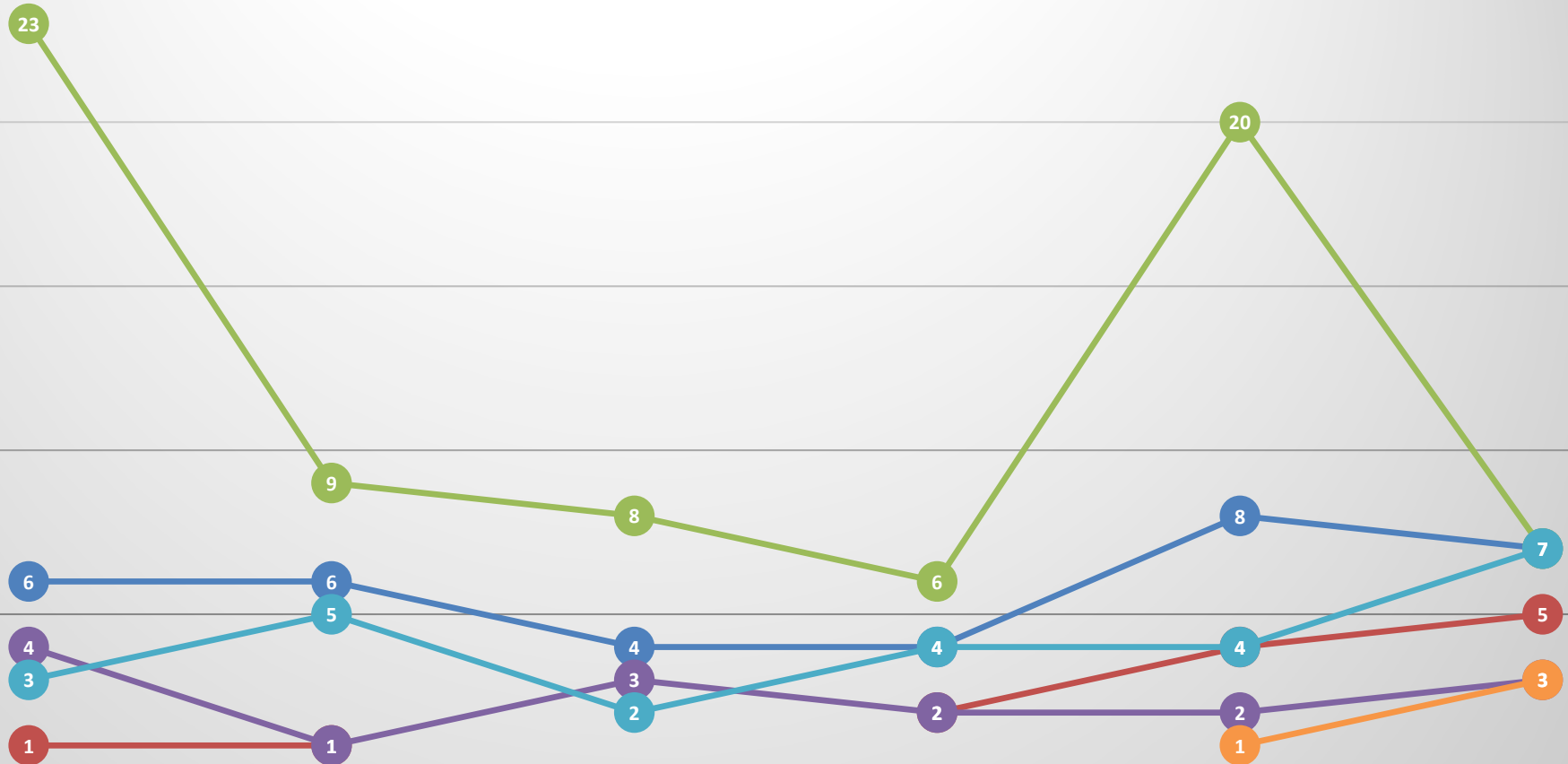
	March 2019	April 2019	May 2019	June 2019	August 2019
ASSAULT		2	1	4	
BURGLARY, RESIDENCE				1	2
DRUGS	3		1	2	2
DUI/AGG DUI					2
MV THEFT	3		1	1	

# Rimrock Offenses: Rolling 6-Month Totals



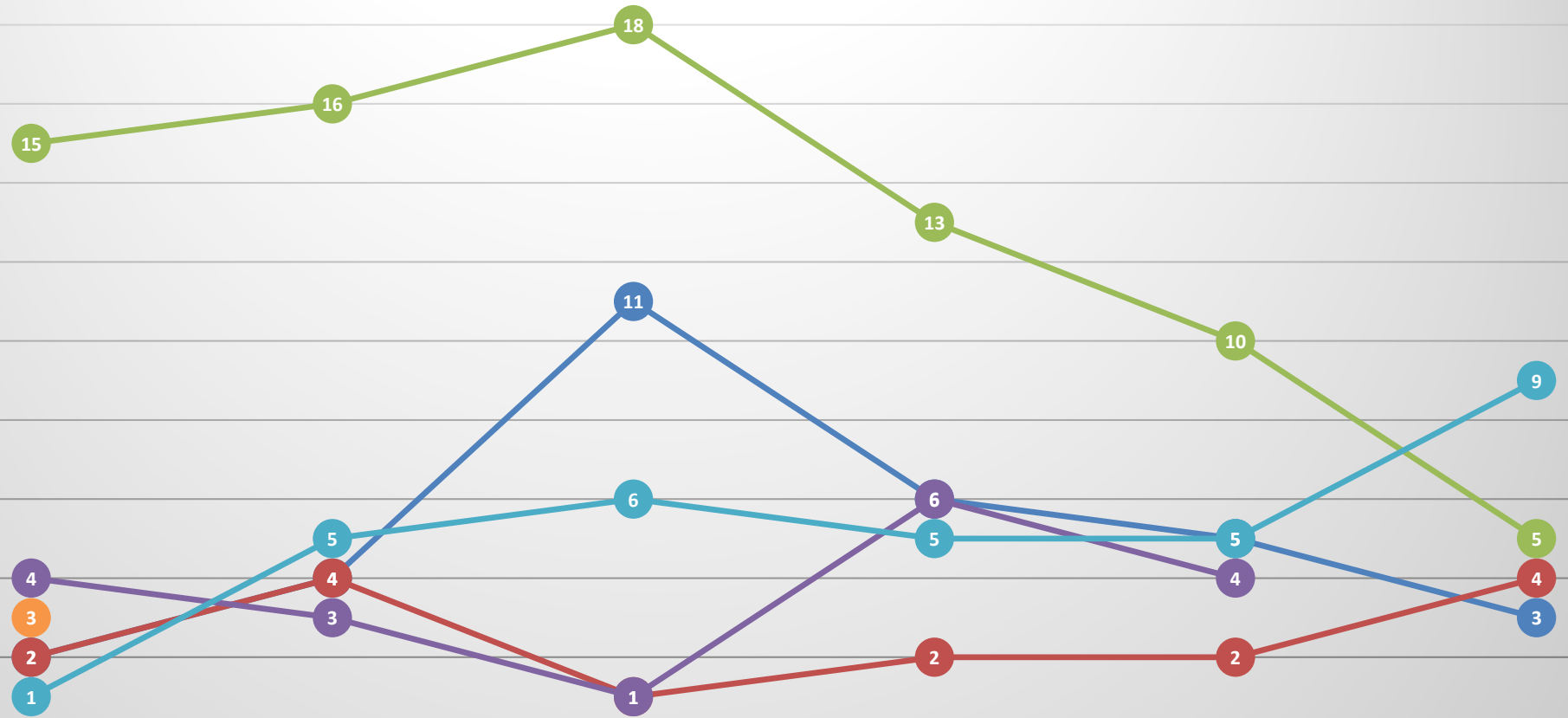
	May 2019	July 2019	August 2019
ASSAULT	1	1	2
DUI/AGG DUI		1	2
MV THEFT	1		
ROBBERY	1		

# Southside Offenses: Rolling 6-Month Totals



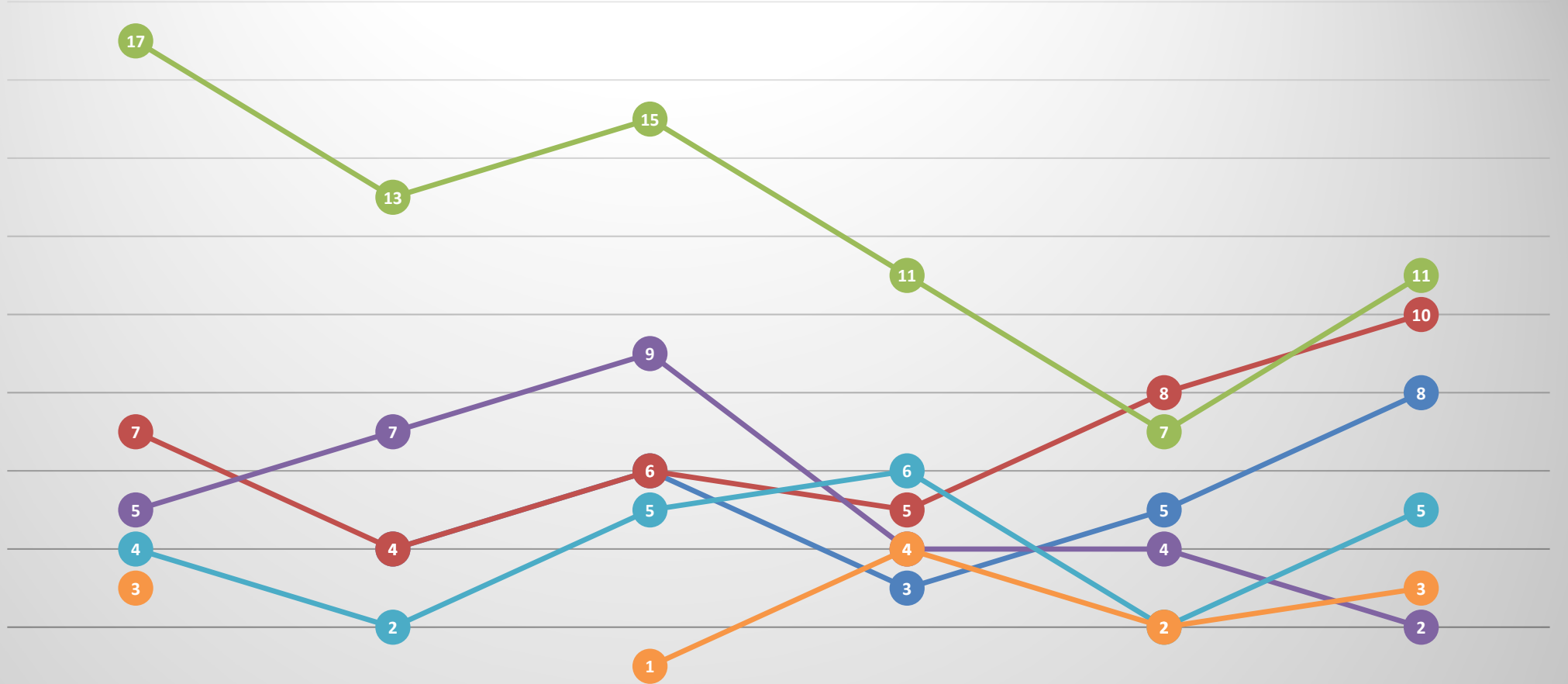
	March 2019	April 2019	May 2019	June 2019	July 2019	August 2019
ASSAULT	6	6	4	4	8	7
BURGLARY, RESIDENCE	1	1	3	2	4	5
DRUGS	23	9	8	6	20	7
DUI/AGG DUI	4	1	3	2	2	3
MV THEFT	3	5	2	4	4	7
ROBBERY					1	3

# Southwest Corridor Offenses: Rolling 6-Month Totals



	March 2019	April 2019	May 2019	June 2019	July 2019	August 2019
ASSAULT	2	4	11	6	5	3
BURGLARY, RESIDENCE	2	4	1	2	2	4
DRUGS	15	16	18	13	10	5
DUI/AGG DUI	4	3	1	6	4	
MV THEFT	1	5	6	5	5	9
ROBBERY	3					

# West End Offenses: Rolling 6-Month Totals



	March 2019	April 2019	May 2019	June 2019	July 2019	August 2019
ASSAULT	4	2	6	3	5	8
BURGLARY, RESIDENCE	7	4	6	5	8	10
DRUGS	17	13	15	11	7	11
DUI/AGG DUI	5	7	9	4	4	2
MV THEFT	4	2	5	6	2	5
ROBBERY	3	2	1	4	2	3